



Moneywise. Be wise.

SMC GLOBAL SECURITIES LTD.

Member : National Stock Exchange (NSE)
SEBI Regn. No. : INB 230771431 INF 230771431 INE 230771431
Member : Bombay Stock Exchange Ltd. (BSE)
SEBI Regn. No. : INB 011343937 INF 011343937 INE 011343937
Member : Metropolitan Stock Exchange of India Ltd.
SEBI Regn. No. : INB 260771432 INF 260771432 INE 260771431
CM & TM : Cash, Derivatives & Currency Segment

REGD. OFFICE :

11/6B, Shanti Chamber, Pusa Road, New Delhi-110005
Ph : +91-11-30111000, 40753333 Fax : +91-11-25754365
E-mail : smc@smcindiaonline.com Website : www.smcindiaonline.com
CIN No. : L74899DL1994PLC063609

Date: 16th January, 2017

To
The Manager
Listing Department,

Delhi Stock Exchange Ltd. (DSE) DSE House, 3/1, Asaf Ali Road, New Delhi - 110002	Calcutta Stock Exchange Ltd. (CSE) 7, Lyons Range Kolkata - 700001	Ahmedabad Stock Exchange Ltd. (ASE) Kamdhenu Complex, Opp. Sahajanand College, Panjrapole Ahmedabad, Gujarat - 380015
--	---	---

Sub:- Submission of Statement of Shareholding Pattern under Reg. 31 of the SEBI (Listing Obligations and Disclosure Requirements) Regulations, 2015 for the Quarter ended 31st December, 2016.

Dear Sir(s),

With the above mentioned captioned subject, we are enclosing herewith the Statement of Shareholding Pattern in accordance with Regulation 31 of the SEBI (Listing Obligations and Disclosure Requirements) Regulations, 2015, for the Quarter ended 31st December, 2016.

This is for your information and record.

Thanking you,

For SMC Global Securities Ltd.

Suman Kumar
[E.V.P. (Corporate Affairs) & Company Secretary] and Compliance Officer
(Membership No. F5824)

Enclosed: as above

MUMBAI OFFICE : 1st Floor, Dheeraj Sagar Building, Opp. Goregaon Sports Club, Link Road, Malad (W), Mumbai - 400064 Ph : +91-22-67341600 Fax : +91-22-28805606
E-mail : smcmumbai@smcindiaonline.com

KOLKATA OFFICE : 18, Rabindra Sarani, Poddar Court, Gate No. 4, 5th Floor, Kolkata - 700001 Ph : +91-33-39847000 Fax : +91-33-39847004
E-mail : smckolkata@smcindiaonline.com




Shareholding Pattern under Regulation 31 of SEBI (Listing Obligations and Disclosure Requirements) Regulations, 2015

1.	Name of Listed Entity: SMC Global Securities Limited
2.	Scrip Code/Name of Scrip/Class of Security:
3.	Share Holding Pattern Filled under: Reg. 31(1)(a)/Reg. 31(1)(b)/Reg.31(1)(c)
	a. If under 31(1)(b) then indicate the report for Quarter ending
	b. If under 31(1)(c) then indicate date of allotment/extinguishment
4.	Declaration: The Listed entity is required to submit the following declaration to the extent of submission of information:-

	Particulars	Yes*	No*
1	Whether the Listed Entity has issued any partly paid up shares?		No
2	Whether the Listed Entity has issued any Convertible Securities or Warrants?		No
3	Whether the Listed Entity has any shares against which depository receipts are issued?		No
4	Whether the Listed Entity has any shares in locked-in?		No
5	Whether any shares held by promoters are pledge or otherwise encumbered?		No

* If the Listed Entity selects the option 'No' for the questions above, the columns for the partly paid up shares, Outstanding Convertible Securities/Warrants, depository receipts, locked-in shares, No of shares pledged or otherwise encumbered by promoters, as applicable, shall not be displayed at the time of dissemination on the Stock Exchange website. Also wherever there is 'No' declared by Listed Entity in above table the values will be considered as 'Zero' by default on submission of the format of holding of specified securities.

GENERATED ON :04/01/2017 NSDL : 31/12/2016 CDSL :31/12/2016




SMC Global Securities Limited

Table I - Summary Statement holding of specified securities

Category	Category of shareholder	Nos. of shareholders	No. of fully paid up equity shares held	No. of Partly paid-up equity shares held	No. of shares underlying Depository Receipts	Total nos. shares held	Shareholding as a % of total no. of shares (calculated as per SCRR, 1957)	Number of Voting Rights held in each class of securities			Shares Underlying Outstanding convertible securities (including securities)	ing, as a % assuming full conversion of convertible securities	Number of Locked In shares		Number of Shares pledged or otherwise encumbered		Number of equity shares held in dematerialised form
								No of Voting Rights	Total as a % of (A+B+C)	Total			No. (a)	As a % of total Shares held(b)	No. (a)	As a % of total Shares held(b)	
(I)	(II)	(III)	(IV)	(V)	(VI)	(VII) = (III)+(IV)+(V)+(VI)	(VIII) As a % of (VII)	Class eg: X	Class eg: Y	Total	(IX)	(X)	(XI)	(XII)	(XIII)	(XIV)	
(A)	Promoter & Promoter Group	14	56323340	0	0	56323340	58.6235	56323340	0	56323340	58.6235	0	0.0000	0	0.0000	56323340	
(B)	Public	1316	46811110	0	0	46811110	41.3765	46811110	0	46811110	41.3765	0	0.0000	NA	NA	34096690	
(C)	Non Promoter - Non Public				0								0.0000	NA	NA		
(C1)	Shares Underlying DRs	0	0	0	0	0	0.0000	0	0	0	0.0000	0	0.0000	NA	NA	0	
(C2)	Shares Held By Employee Trust	0	0	0	0	0	0.0000	0	0	0	0.0000	0	0.0000	NA	NA	0	
	Total	1330	113134450	0	0	113134450	100.0000	113134450	0	113134450	100.0000	0	0.0000	0	0.0000	109420220	

GENERATED ON :04/01/2017 NSDL :31/12/2016 CDSL :31/12/2016



SMC Global Securities Limited

Table II - Statement showing shareholding pattern of the Promoter and Promoter Group

Category & Name of the shareholders	PAN	Nos. of shareholders	No. of fully paid up equity shares held	Partly paid-up equity shares held	No. of shares underlying Depository Receipts	Total nos. shares held	Shareholding % calculated as per SCRR, 1957 As a % of [A+B+C]	Number of Voting Rights held in each class of securities			Shares Underlying Outstanding convertible securities (including convertible securities)	Ing, as a % assuming full conversion of convertible securities	Number of Locked In shares		Number of Shares pledged or otherwise encumbered		Number of equity shares held in dematerialized form	
								No. of Voting Rights					Total as a % of [A+B+C]	No. (a)	As a % of total Shares held (b)	No. (c)		As a % of total Shares held (d)
								Class eg. X	Class eg. Y	Total								
(I)	(II)	(III)	(IV)	(V)	(VI)	(VII) = (IV) + (V) + (VI)	(VIII) As a % of [A+B+C]	(IX)	(X)	(XI)	(XII)	(XIII)	(XIV)	(XV)	(XVI)	(XVII)		
1 Indian																		
(a) Individuals / Hindu Undivided Family		10	45718670	0	0	45718670	35.9914	40718670	0	40718670	35.9914	0	0	0	0	0	45718670	
Mahesh C Gurta	AAMPG2336D	1	10248500	0	0	10248500	9.0587	10248500	0	10248500	9.0587	0	0	0	0	0	10248500	
Subhash Chand Aggarwal	AAMP6387X	1	10095500	0	0	10095500	8.9235	10095500	0	10095500	8.9235	0	0	0	0	0	10095500	
Hemlata Aggarwal	ADPPA3940D	1	7720550	0	0	7720550	6.8242	7720550	0	7720550	6.8242	0	0	0	0	0	7720550	
Sushma Gupta	AAMPG3437B	1	7566550	0	0	7566550	6.6881	7566550	0	7566550	6.6881	0	0	0	0	0	7566550	
Ginral Devi	AKCPD5547Q	1	2200000	0	0	2200000	1.9446	2200000	0	2200000	1.9446	0	0	0	0	0	2200000	
Madan Gopal Aggarwal	ASPA7477P	1	984000	0	0	984000	0.8698	984000	0	984000	0.8698	0	0	0	0	0	984000	
Aljay Gang	ABPA1245P	1	841600	0	0	841600	0.7439	841600	0	841600	0.7439	0	0	0	0	0	841600	
Damodar Krishan Aggarwal	AAEPA941R	1	781970	0	0	781970	0.6912	781970	0	781970	0.6912	0	0	0	0	0	781970	
Anurag . Bansal	AAAPB5180A	1	250000	0	0	250000	0.2210	250000	0	250000	0.2210	0	0	0	0	0	250000	
Rachana Aggarwal		1	30000	0	0	30000	0.0265	30000	0	30000	0.0265	0	0	0	0	0	30000	
(b) Central Government / State Government(s)		0	0	0	0	0	0.0000	0	0	0	0.0000	0	0	0	0	0	0	
(c) Financial Institutions / Banks		0	0	0	0	0	0.0000	0	0	0	0.0000	0	0	0	0	0	0	
(d) Any Other (Specify)		4	25604670	0	0	25604670	22.6321	25604670	0	25604670	22.6321	0	0	0	0	0	25604670	
Bodhis Corporate		4	25604670	0	0	25604670	22.6321	25604670	0	25604670	22.6321	0	0	0	0	0	25604670	
Sam Pipes Private Limited	AAGCA8924C	1	18567140	0	0	18567140	16.5000	18567140	0	18567140	16.5000	0	0	0	0	0	18567140	
Pulko Investments Pvt. Ltd.	AJDCP1350G	1	5095850	0	0	5095850	4.5043	5095850	0	5095850	4.5043	0	0	0	0	0	5095850	
Isl Ambey Share Broking Ltd.	AAACAT691H	1	1516670	0	0	1516670	1.4150	1516670	0	1516670	1.4150	0	0	0	0	0	1516670	
Smc Share Brokers Ltd.	AAACS0580Q	1	225000	0	0	225000	0.1989	225000	0	225000	0.1989	0	0	0	0	0	225000	
Sub Total (A)(1)		14	66323340	0	0	66323340	58.6235	66323340	0	66323340	58.6235	0	0	0	0	0	66323340	
2 Foreign																		
(a) Individuals (Non-Resident Individuals / Foreign Individuals)		0	0	0	0	0	0.0000	0	0	0	0.0000	0	0	0	0	0	0	
(b) Government		0	0	0	0	0	0.0000	0	0	0	0.0000	0	0	0	0	0	0	
(c) Institutions		0	0	0	0	0	0.0000	0	0	0	0.0000	0	0	0	0	0	0	
(d) Foreign Portfolio Investor		0	0	0	0	0	0.0000	0	0	0	0.0000	0	0	0	0	0	0	
(e) Any Other (Specify)		0	0	0	0	0	0.0000	0	0	0	0.0000	0	0	0	0	0	0	
Sub Total (A)(2)		0	0	0	0	0	0.0000	0	0	0	0.0000	0	0	0	0	0	0	
Total Shareholding Of Promoter And Promoter Group (A) = (A)(1)+(A)(2)		14	66323340	0	0	66323340	58.6235	66323340	0	66323340	58.6235	0	0	0	0	0	66323340	


Details of Shares which remain unclaimed may be given hear along with details such as number of shareholders, outstanding shares held in demat/unclaimed suspense account, voting rights which are frozen etc.

Note :

[1] PAN would not be displayed on website of Stock Exchange(s)

[2] The term 'Encumbrance' has the same meaning as assigned under regulation 28(3) of SEBI (Substantial Acquisition of Shares and Takeovers) Regulations, 2011.

GENERATED ON :04/01/2017 NSDL : 31/12/2016 CDCL : 31/12/2016



SMC Global Securities Limited

Table III - Statement showing shareholding pattern of the Public shareholder

Category & Name of the shareholders	PAN	Nos. of shareholders	No. of fully paid up equity shares held	Partly paid-up equity shares held	No. of shares underlying Depository Receipts	Total nos. shares held	Shareholding % calculated as per SCRA, 1957 As a % of (A+B+C2)	Number of Voting Rights held in each class of securities			Total as a % of (A+B+C)	Shares underlying Outstanding convertible securities (including convertible securities)	ing, as a % assuming full conversion of convertible securities	Number of Locked In Shares	Number of Shares pledged or otherwise encumbered		Number of equity shares held in dematerialized form	
								Class eg: (X)	Class eg: (Y)	Total					No. (a)	As a % of total Shares held (b)		No. (a)
(I)	(II)	(III)	(IV)	(V)	(VI)	(VII)	(VIII) As a % of (A+B+C2)	(IX)	(X)	(XI)	(XII)	(XIII)	(XIV)	(XV)	(XVI)	(XVII)	(XVIII)	
1. Institutions																		
(a) Mutual Fund		0	0	0	0	0	0.0000	0	0	0	0.0000	0	0.0000	0	0.0000	NA	NA	0
(b) Venture Capital funds		0	0	0	0	0	0.0000	0	0	0	0.0000	0	0.0000	0	0.0000	NA	NA	0
(c) Alternative Investment Funds		0	0	0	0	0	0.0000	0	0	0	0.0000	0	0.0000	0	0.0000	NA	NA	0
(d) Foreign Venture Capital Investors		0	0	0	0	0	0.0000	0	0	0	0.0000	0	0.0000	0	0.0000	NA	NA	0
(e) Foreign Portfolio Investor		0	0	0	0	0	0.0000	0	0	0	0.0000	0	0.0000	0	0.0000	NA	NA	0
(f) Financial Institutions / Banks		0	0	0	0	0	0.0000	0	0	0	0.0000	0	0.0000	0	0.0000	NA	NA	0
(g) Insurance Companies		0	0	0	0	0	0.0000	0	0	0	0.0000	0	0.0000	0	0.0000	NA	NA	0
(h) Provident Funds / Pension Funds		0	0	0	0	0	0.0000	0	0	0	0.0000	0	0.0000	0	0.0000	NA	NA	0
(i) Any Other (Specify)		0	0	0	0	0	0.0000	0	0	0	0.0000	0	0.0000	0	0.0000	NA	NA	0
Sub Total (B)(1)		0	0	0	0	0	0.0000	0	0	0	0.0000	0	0.0000	0	0.0000	NA	NA	0
Central Government/ State Government(s)/ President of India		0	0	0	0	0	0.0000	0	0	0	0.0000	0	0.0000	0	0.0000	NA	NA	0
Sub Total (B)(2)		0	0	0	0	0	0.0000	0	0	0	0.0000	0	0.0000	0	0.0000	NA	NA	0
3. Non-Institutions																		
(a) Individuals		0	0	0	0	0												
I. Individual shareholders holding nominal share capital up to Rs. 2 lakhs.		1202	3382695	0	0	3502695	3.1668	3502695	0	0	3.1668	0	0.0000	0	0.0000	NA	NA	2635035
II. Individual shareholders holding nominal share capital in excess of Rs. 2 lakhs.		13	1431310	0	0	1431310	1.2651	1431310	0	0	1.2651	0	0.0000	0	0.0000	NA	NA	1291310
(b) NRI/FCI resident with FDI		0	0	0	0	0	0.0000	0	0	0	0.0000	0	0.0000	0	0.0000	NA	NA	0
(c) Employee Trusts		0	0	0	0	0	0.0000	0	0	0	0.0000	0	0.0000	0	0.0000	NA	NA	0
(d) Overseas Depositor/holding DRs (Balancing figure)		0	0	0	0	0	0.0000	0	0	0	0.0000	0	0.0000	0	0.0000	NA	NA	0
(e) Any Other (Specify)		101	41797185	0	0	41797185	36.9446	41797185	0	0	36.9446	0	0.0000	0	0.0000	NA	NA	30150545
Hindu Undivided Family		30	937970	0	0	937970	0.8291	937970	0	0	0.8291	0	0.0000	0	0.0000	NA	NA	937970
Foreign Companies		6	24996625	0	0	24996625	21.2991	24996625	0	0	21.2991	0	0.0000	0	0.0000	NA	NA	12486065
Millennium Investment And Acquisition Co Inc	AAFCM3367C		6492000	0	0	6492000	5.7383	6492000	0	0	5.7383	0	0.0000	0	0.0000	NA	NA	0
Sadlam International Investment Partners Limited	AAMCM58714Q		5783720	0	0	5783720	5.1123	5783720	0	0	5.1123	0	0.0000	0	0.0000	NA	NA	5783720
Millennium India Acquisition Company Inc	AAFCM3367C		4771000	0	0	4771000	4.2171	4771000	0	0	4.2171	0	0.0000	0	0.0000	NA	NA	4771000
Sadlam International Investment	AAMCM3749Q		3676870	0	0	3676870	3.2500	3676870	0	0	3.2500	0	0.0000	0	0.0000	NA	NA	0
Cresta Fund Ltd	AAOCC263AA		1931345	0	0	1931345	1.7071	1931345	0	0	1.7071	0	0.0000	0	0.0000	NA	NA	1931345
Millennium Investment And Acquisition Co Inc	AAFCM3367C		1441690	0	0	1441690	1.2743	1441690	0	0	1.2743	0	0.0000	0	0.0000	NA	NA	0
Non Resident Indians (Non Repat)		1	20000	0	0	20000	0.0177	20000	0	0	0.0177	0	0.0000	0	0.0000	NA	NA	20000
Non Resident Indians (Repat)		2	101000	0	0	101000	0.8983	101000	0	0	0.8983	0	0.0000	0	0.0000	NA	NA	101000
Clearing Member		1	61330	0	0	61330	0.5422	61330	0	0	0.5422	0	0.0000	0	0.0000	NA	NA	61330
Debt/Equity		41	18580180	0	0	18580180	16.5553	18580180	0	0	16.5553	0	0.0000	0	0.0000	NA	NA	16544180
Signature Global (India) Pvt Limited	AACCB3807M		8063000	0	0	8063000	7.1269	8063000	0	0	7.1269	0	0.0000	0	0.0000	NA	NA	8063000
Bonnet, Coleman And Company Limited	AAACB4373Q		4335390	0	0	4335390	3.8273	4335390	0	0	3.8273	0	0.0000	0	0.0000	NA	NA	4335390
Ayres Polymers Llp	ABGFA1194G		1593340	0	0	1593340	1.3995	1593340	0	0	1.3995	0	0.0000	0	0.0000	NA	NA	1593340
Syan Securities Pvt Ltd.	AAFCM3367C		1135670	0	0	1135670	1.0038	1135670	0	0	1.0038	0	0.0000	0	0.0000	NA	NA	1135670
Sub Total (B)(3)		1316	46811110	0	0	46811110	41.3765	46811110	0	0	41.3765	0	0.0000	0	0.0000	NA	NA	34096990
Total Public Shareholding (B):																		
(B)(1)+(B)(2)+(B)(3)		1316	46811110	0	0	46811110	41.3765	46811110	0	0	41.3765	0	0.0000	0	0.0000	NA	NA	34096990

Details of the shareholders acting as persons in Concert including their Shareholding (No. and %):

No. of shareholders	No. of Shares

Details of Shares which remain unclaimed may be given here along with details such as number of shareholders, outstanding shares held in demat/undaimed suspense account, voting rights which are frozen etc.

Note:

(1) PAN would not be displayed on website of Stock Exchange(s).


(2) The above format needs to disclose name of all holders holding more than 1% of total number of shares

(3) W.r.t. the information pertaining to Depository Receipts, the same may be disclosed in the respective columns to the extent information available and the balance to be disclosed as held by custodian.

GENERATED ON: 04/01/2017

NSDL: 31/12/2016

CDSL: 31/12/2016



SMC Global Securities Limited

Table IV - Statement showing shareholding pattern of the Non Promoter- Non Public shareholder

Category & Name of the shareholders	PAN	Nos. of shareholders	No. of fully paid up equity shares held	Partly paid-up equity shares held	No. of shares underlying Depository Receipts	Total nos. shares held	Shareholding % calculated as per SCRR, 1957 As a % of (A+B+C)	Number of Voting Rights held in each class of securities			Shares Underlying Outstanding convertible securities (including securities)	ing, as a % assuming full conversion of convertible securities	Number of Locked in shares		Number of Shares pledged or otherwise encumbered		Number of equity shares held in dematerialised form
								No of Voting Rights Class eg: X	Class eg: y	Total			As a % of (A+B+C)	No. (a)	As a % of total Shares held(b)	No. (c)	
(i)	(ii)	(iii)	(iv)	(v)	(vi)	(vii) = (vi)(i) As a % of (A+B+C)	(ix)			(x)	(xi) = (x)/(vii)	(xii)		(xiii)		(xiv)	
1. Custodian/DR Holder		0	0	0	0	0.0000	0	0	0	0.0000	0	0.0000	0	0.0000	NA	NA	0
2. Employee Benefit Trust (under SEBI (Share based Employee Benefit) Regulations, 2014)		0	0	0	0	0.0000	0	0	0	0.0000	0	0.0000	0	0.0000	NA	NA	0
Total Non-Promoter- Non Public Shareholding (C) = (C)(i)-(C)(2)		0	0	0	0	0.0000	0	0	0	0.0000	0	0.0000	0	0.0000	NA	NA	0

Note :

(1) PAN would not be displayed on website of Stock Exchange(s).

(2) The above format needs to disclose name of all holders holding more than 2% of total number of shares

(3) W.r.t. the information pertaining to Depository Receipts, the same may be disclosed in the respective columns to the extent information available and the balance to be disclosed as held by custodian.

GENERATED ON :04/01/2017

NSDL : 31/12/2016

CDSL : 31/12/2016

