

SMC INVESTECH PRIVATE LIMITED (Formally known as SMC REAL ESTATE ADVISORS PRIVATE LIMITED)

CIN : U74120UP2013PTC054923

REGD. OFFICE: C-98, Third Floor Sector- 2, Gautam Buddha Nagar, Noida, UP 201301 IN

Statement of financial results for the quarter and nine months ended December 31, 2025


(₹ in Lakhs except otherwise stated)


Sr. No.	Particulars	Quarter Ended			Nine Months Ended		Year Ended
		December 31, 2025 (Unaudited)	September 30, 2025 (Unaudited)	December 31, 2024 (Unaudited)	December 31, 2025 (Unaudited)	December 31, 2024 (Unaudited)	March 31, 2025 (Audited)
1	Income						
	(A) Revenue from operations						
	Fee and commission income	10.75	26.59	176.73	151.01	1,040.21	1,232.28
	Net gain/(loss) on proprietary trading	97.90	621.78	222.74	1,134.50	221.21	366.72
	Total revenue from operations	108.65	648.37	399.47	1,285.51	1,261.42	1,599.00
	(B) Other income	(0.77)	7.97	17.18	7.79	214.83	259.13
	Total Income (1A+1B)	107.88	656.34	416.65	1,293.30	1,476.25	1,858.13
2	Expenses						
	(A) Fees and commission expense	19.40	82.33	28.92	200.15	103.85	143.27
	(B) Employee benefits expenses	52.89	56.90	262.72	146.82	974.58	1,086.06
	(C) Finance cost	45.18	48.95	91.35	186.40	248.95	345.05
	(D) Depreciation and amortisation expenses	2.61	2.55	32.23	7.76	97.25	122.87
	(E) Impairment on financial instruments	155.07	11.62	6.81	164.91	206.56	201.91
	(F) Other expenses	12.18	16.59	92.38	59.45	367.31	393.36
	Total expenses (2A+2B+2C+2D+2E+2F)	287.33	218.94	514.41	765.49	1,998.50	2,292.52
3	Profit before exceptional items and tax (1-2)	(179.45)	437.40	(97.76)	527.81	(522.25)	(434.39)
4	Exceptional items	-	-	-	-	-	-
5	Profit before tax (3+4)	(179.45)	437.40	(97.76)	527.81	(522.25)	(434.39)
6	Tax expense / (credit)						
	(A) Current tax	-	-	-	-	-	-
	(B) Deferred tax / (credit)	(45.17)	110.09	-	137.62	-	(0.62)
	Total tax expenses / (credit)	(45.17)	110.09	-	137.62	-	(0.62)
7	Profit after tax for the period (5-6)	(134.28)	327.31	(97.76)	390.19	(522.25)	(433.77)
8	Other comprehensive income						
	Items that will not be reclassified subsequently to profit or (loss)						
	Remeasurement of the net defined benefit liability / asset	3.74	3.74	3.44	11.22	10.32	28.40
	Tax effect of Items that will not be reclassified subsequently to profit and loss	(0.94)	(0.94)	-	(2.82)	-	-
	Total other comprehensive income for the period	2.80	2.80	3.44	8.40	10.32	28.40
9	Total comprehensive income for the period (7+8)	(131.48)	330.11	(94.32)	398.59	(511.93)	(405.37)
10	Paid up equity share capital (Face Value of ₹100 each)	6,500	6,500	4,000	6,500	4,000	4,000
11	Other equity						(5,988.89)
12	Earnings per share (EPS) (in ₹) (not annualised except for the year ended March 31)						
	Basic & Diluted EPS	(2.36)	6.21	(2.44)	6.87	(13.06)	(10.84)


Notes :

- The above unaudited financial results for the quarter and nine months ended 31st December, 2025 have been reviewed and approved by the Board of Directors at its meeting held on Thursday, the 22nd day of January, 2026. The Statutory Auditors of the Company have carried out a Limited Review of the results and issued an unqualified report.
- The financial results have been prepared in accordance with the Indian Accounting Standards ('Ind AS') prescribed under Section 133 of the Companies Act, 2013 read with Companies (Indian Accounting Standards) Rules as amended from time to time.
- The figures for the previous periods have been regrouped/rearranged, wherever considered necessary, to conform current period classifications.

Place : New Delhi
Date : January 22, 2026


Damodar Krishan Aggarwal
(Director)
(DIN : 00003215)


Ayush Aggarwal
(Director)
(DIN : 07728909)

For and on behalf of the Board

Binod Kumar Jhavar
(CFO)